Continuous Hinge Terminology

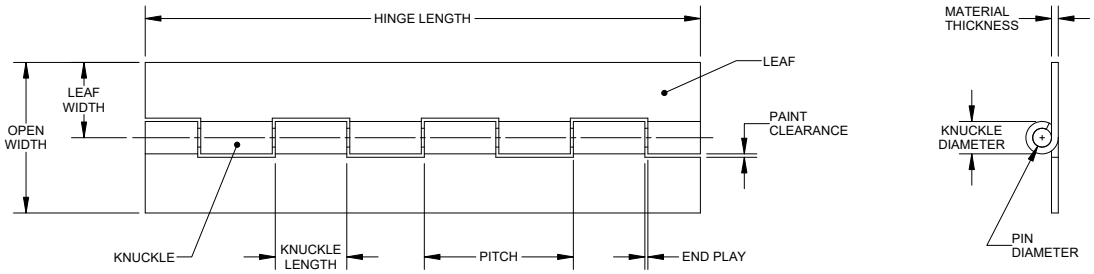

Material Thickness	The thickness of the hinge leaf.
Leaf	The portion of a hinge extending laterally from the knuckle and which usually revolves around a pin.
Open Width	The overall dimension of the leaves measured perpendicular to, or across, the pin.
Knuckle	The hollow circular part at the joint of a hinge through which a pin is passed. The knuckle is often called a loop, joint, node or curl.
Knuckle Diameter	The outside diameter of the knuckle.
Knuckle Length	The nominal or typical dimension of the knuckle measured parallel to the pin.
Pitch	The dimension from a point on the knuckle to the same point on an adjacent knuckle on the same leaf.
Paint Clearance	The minimum dimension between the outer face of the knuckle and the opposing edge of the cutout over the hinge's entire range of pivotal movement.
End Play	The amount of axial movement between the leaves.
Plain or Standard Assembly	This is a surface-type hinge. The leaves lie flat in the same plane when in the open position. Unless otherwise indicated, this type of hinge will be furnished.  open  closed
Reverse Assembly	Neither leaf swaged. Opposing leaves extend laterally from opposite sides of pin. Leaves will not close to parallel position.  open
Swaging	The forming of one or both leaves toward or beyond the center of the pin. Swaging slightly increases leaf width.  swaging
Both Leaves Half-Swaged	Both leaves are swaged approximately one-half the pin diameter with a minimum clearance between leaves when parallel.  both leaves half swaged

One Leaf Half-Swaged	One leaf swaged one-half the pin diameter.  one leaf half swaged
One Leaf Full-Swaged	One leaf swaged equal to the pin diameter. Both leaves parallel when in a closed position.  one leaf full swaged
Reversed Swaged	One leaf swaged to simulate reversed assembly. Leaves will not close to a parallel position.  reversed swaged
Offset	Forming one or both leaves away from the center of the pin. Offsetting slightly decreases leaf width.  offset
Multiple	This hinge has two pins or more for special applications.  multiple
Stop Hinge	A hinge manufactured to limit the travel of the leaves to a specified angle.
Inside Stop Hinge	Leaves will open from a closed position, leaves parallel to each other, to a stop angle as specified. 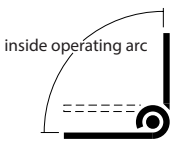 inside operating arc
Outside Stop Hinge	Leaves move from an open or flat position and stop at a specified angle. 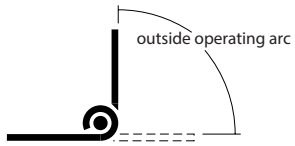 outside operating arc
Back Angle	Usual maximum arc of 270° which varies from series to series and can be changed for custom applications. 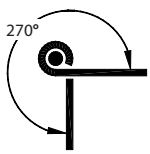 270° back angle