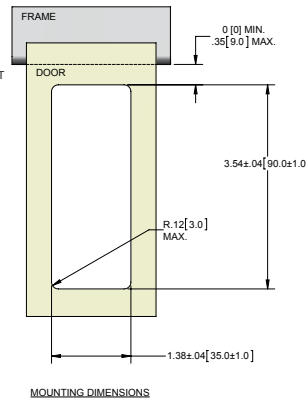
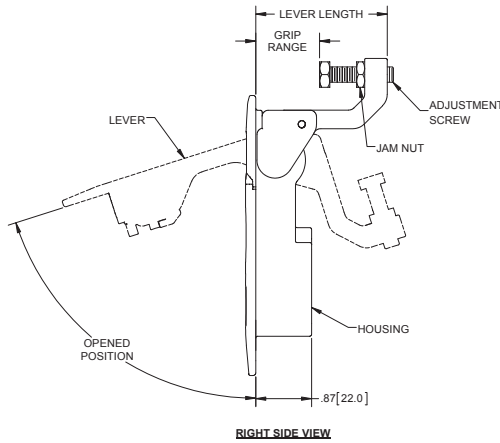
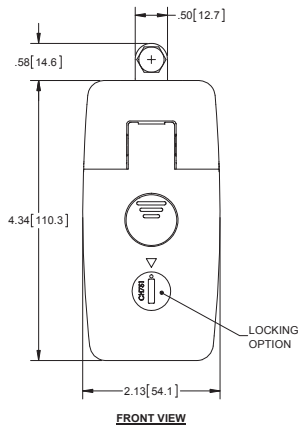




# Large Sealed Compression Lever Latches




### Features

- ▶ die cast zinc
- ▶ low profile
- ▶ dust shutter
- ▶ spring loaded lever
- ▶ includes:
  - ▶ (2) ringed keys
  - ▶ (1) mounting bracket with mounting screws
  - ▶ (2) or (3) screws are supplied per latch to accommodate the different door thicknesses (see table below and bracket information next to it)
- ▶ achieve NEMA 4/IP65 when installed with optional gasket and supplied mounting screw
- ▶ optional gasket part no. 9-1G
- ▶ jam nut can be positioned on opposite side of lever in order to achieve max. grip range

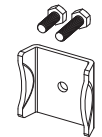
### Latch Mounting Brackets

(one set per latch, see table for door thickness)

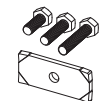
for .04" - .43" door thickness



for .43" - .83" door thickness



for .83" - 1.61" door thickness



Grip Range	Door Thickness	Part No.	Lock Key Code
.04 [1.0] to .55 [14.0] (1.14 [28.9] Lever Length)	.04 [1.0] to .43 [10.9]	9-10BK01	non-locking
		9-12BK01	CH751
	.43 [10.9] to .83 [21.1]	9-10BK02	non-locking
		9-12BK02	CH751
	.83 [21.1] to 1.61 [40.9]	9-10BK03	non-locking
		9-12BK03	CH751
.55 [14.0] to 1.14 [29.0] (1.73 [44.0] Lever Length)	.04 [1.0] to .43 [10.9]	9-10BK04	non-locking
		9-12BK04	CH751
	.43 [10.9] to .83 [21.1]	9-10BK05	non-locking
		9-12BK05	CH751
	.83 [21.1] to 1.61 [40.9]	9-10BK06	non-locking
		9-12BK06	CH751
1.14 [29.0] to 1.77 [45.0] (2.36 [60.0] Lever Length)	.04 [1.0] to .43 [10.9]	9-10BK07	non-locking
		9-12BK07	CH751
	.43 [10.9] to .83 [21.1]	9-10BK08	non-locking
		9-12BK08	CH751
	.83 [21.1] to 1.61 [40.9]	9-10BK09	non-locking
		9-12BK09	CH751
1.77 [45.0] to 2.24 [57.0] (2.80 [72.0] Lever Length)	.04 [1.0] to .43 [10.9]	9-10BK10	non-locking
		9-12BK10	CH751
	.43 [10.9] to .83 [21.1]	9-10BK11	non-locking
		9-12BK11	CH751
	.83 [21.1] to 1.61 [40.9]	9-10BK12	non-locking
		9-12BK12	CH751



**Gasket**  
part no. 9-1G