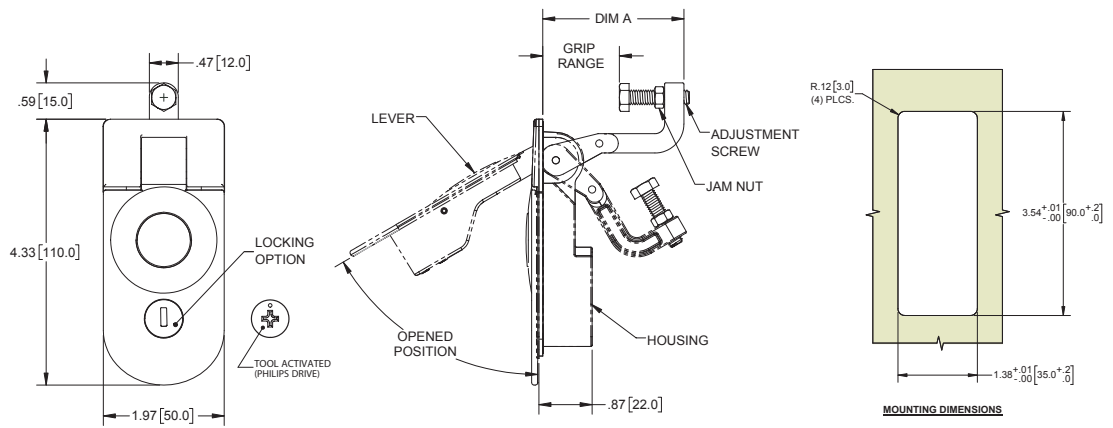


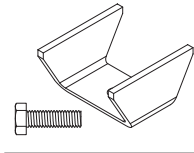
Large Sealed Compression Lever Latches



Features

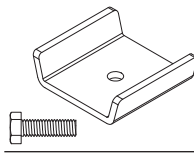
- ▶ die cast zinc
- ▶ low profile
- ▶ dust shutter
- ▶ spring loaded lever
- ▶ includes:
 - ▶ (2) ringed keys
 - ▶ (1) mounting bracket with screw
 - ▶ gasket
- ▶ bracket and screw are supplied to accommodate the different door thicknesses (see table and bracket information next to it)
- ▶ jam nut can be positioned on opposite side of lever in order to achieve max. grip range
- ‡ these latches are non-stock

Mounting Bracket A



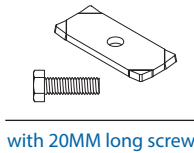
with 20MM long screw

Mounting Bracket B



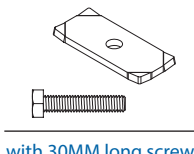
with 20MM long screw

Mounting Bracket C



with 20MM long screw

Mounting Bracket D



with 30MM long screw

Part Number	Lock/Key Code		Mounting Bracket	Panel Thickness	Grip Range	Dim A	Mounting Screw Length
	Black Finish	Chrome Plated					
9-20BK01	9-20CH01	non-locking	A	.04 [1.0] - .43 [11.0]	.04 [1.0] - .55 [14.0]	1.14 [29.0]	.78 [20.0]
9-22BK01	9-22CH01	CH751 with dust shutter					
9-24BK01 ‡	9-24CH01	tool activated phillips plug					
9-20BK02	9-20CH02	non-locking					
9-22BK02	9-22CH02	CH751 with dust shutter	B	.43 [11.0] - .83 [21.0]	.04 [1.0] - .55 [14.0]	1.14 [29.0]	.78 [20.0]
9-24BK02 ‡	9-24CH02	tool activated phillips plug					
9-20BK04	9-20CH04	non-locking					
9-22BK04	9-22CH04	CH751 with dust shutter					
9-24BK04 ‡	9-24CH04	tool activated phillips plug	A	.04 [1.0] - .43 [11.0]	.55 [14.0] - 1.14 [29.0]	1.73 [44.0]	.78 [20.0]
9-20BK05	9-20CH05	non-locking					
9-22BK05	9-22CH05	CH751 with dust shutter					
9-24BK05 ‡	9-24CH05	tool activated phillips plug					
9-20BK06	9-20CH06	non-locking	B	.43 [11.0] - .83 [21.0]	.55 [14.0] - 1.14 [29.0]	1.73 [44.0]	.78 [20.0]
9-22BK06	9-22CH06	CH751 with dust shutter					
9-24BK06 ‡	9-24CH06	tool activated phillips plug					
9-20BK07	9-20CH07	non-locking					
9-22BK07	9-22CH07	CH751 with dust shutter	A	.04 [1.0] - .43 [11.0]	1.14 [29.0] - 1.77 [45.0]	2.36 [60.0]	.78 [20.0]
9-24BK07 ‡	9-24CH07	tool activated phillips plug					
9-20BK08	9-20CH08	non-locking					
9-22BK08	9-22CH08	CH751 with dust shutter					
9-24BK08 ‡	9-24CH08	tool activated phillips plug	B	.43 [11.0] - .83 [21.0]	1.14 [29.0] - 1.77 [45.0]	2.36 [60.0]	.78 [20.0]
9-20BK09	9-20CH09	non-locking					
9-22BK09	9-22CH09	CH751 with dust shutter					
9-24BK09 ‡	9-24CH09	tool activated phillips plug					
9-20BK09A	9-20CH09A	non-locking	C	.83 [21.0] - 1.22 [31.0]	1.14 [29.0] - 1.77 [45.0]	2.36 [60.0]	.78 [20.0]
9-22BK09A	9-22CH09A	CH751 with dust shutter					
9-24BK09A ‡	9-24CH09A	tool activated phillips plug					
9-20BK10	9-20CH10	non-locking					
9-22BK10	9-22CH10	CH751 with dust shutter	D	1.22 [31.0] - 1.61 [41.0]	1.14 [29.0] - 1.77 [45.0]	2.36 [60.0]	1.18 [30.0]
9-24BK10 ‡	9-24CH10	tool activated phillips plug					
9-20BK11	9-20CH11	non-locking					
9-22BK11	9-22CH11	CH751 with dust shutter					
9-24BK11 ‡	9-24CH11	tool activated phillips plug	A	.04 [1.0] - .43 [11.0]	1.77 [45.0] - 2.24 [57.0]	2.83 [72.0]	.78 [20.0]
9-20BK12	9-20CH12	non-locking					
9-22BK12	9-22CH12	CH751 with dust shutter					
9-24BK12 ‡	9-24CH12	tool activated phillips plug					
9-20BK12A	9-20CH12A	non-locking	B	.43 [11.0] - .83 [21.0]	1.77 [45.0] - 2.24 [57.0]	2.83 [72.0]	.78 [20.0]
9-22BK12A	9-22CH12A	CH751 with dust shutter					
9-24BK12A ‡	9-24CH12A	tool activated phillips plug					
9-20BK12A	9-20CH12A	non-locking					
9-22BK12A	9-22CH12A	CH751 with dust shutter	C	.83 [21.0] - 1.22 [31.0]	1.77 [45.0] - 2.24 [57.0]	2.83 [72.0]	.78 [20.0]
9-24BK12A ‡	9-24CH12A	tool activated phillips plug					