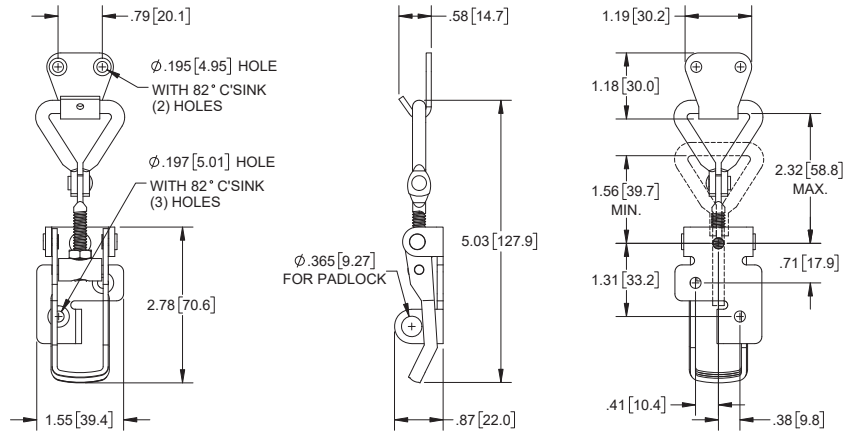


Adjustable Draw Pull Latch with Keeper, Padlocking

Part Number	Material	Finish
2167	steel	zinc
2167SS	304SS	electropolished
2167SST	316SS	electropolished

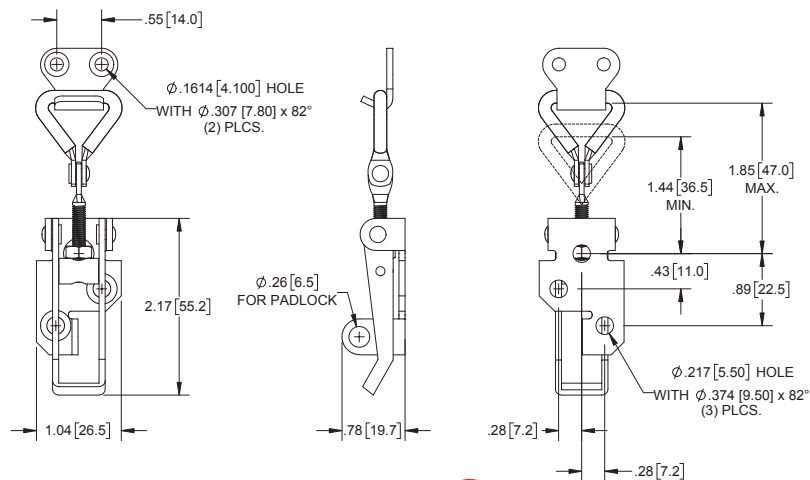
▶ accepts up to 5/16" padlock



Adjustable Draw Pull Latch with Keeper, Padlocking

Part Number	Material	Finish
2160SS-LK	304SS	electropolished

▶ accepts up to 1/4" padlock
▶ has a riveted catch that pivots



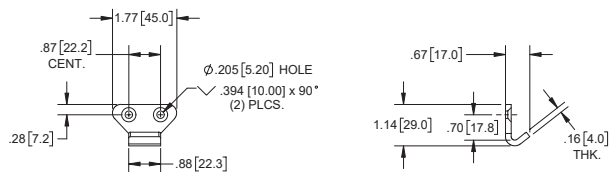
NEW

Adjustable Draw Pull Latch, Padlocking

Latch

Part Number	Material	Finish
21601SS-LK	304SS	electropolished

▶ fits 3/8" max padlock



Keeper

Part Number	Material	Finish
21601SS-K	304SS	electropolished

