

Stainless Steel Locking Latches

Part Number	Panel Thickness Range A	Material	Finish
6-10SSTLK	.079 [2.00] - .276 [7.00]	316SS	hand polished
6-11SSTLK	.276 [7.00] - .472 [12.00]	316SS	hand polished
6-12SSTLK	.472 [12.00] - .669 [17.00]	316SS	hand polished
6-13SSTLK	.669 [17.00] - .866 [22.00]	316SS	hand polished

includes:

- ▶ (2) ringed keys
- ▶ (2) mounting screws
- ▶ (1) mounting bracket
- ▶ (1) keeper

Stainless Steel Non-Locking Latches

Part Number	Panel Thickness Range A	Material	Finish
6-10SST	.079 [2.00] - .276 [7.00]	316SS	hand polished
6-11SST	.276 [7.00] - .472 [12.00]	316SS	hand polished
6-12SST	.472 [12.00] - .669 [17.00]	316SS	hand polished
6-13SST	.669 [17.00] - .866 [22.00]	316SS	hand polished

includes:

- ▶ (2) mounting screws
- ▶ (1) mounting bracket
- ▶ (1) keeper

Die Cast Zinc Locking Latches

Part Number	Panel Thickness Range A	Material	Finish
6-10CHLK	.079 [2.00] - .276 [7.00]	die cast zinc	chrome plated
6-11CHLK	.276 [7.00] - .472 [12.00]	die cast zinc	chrome plated
6-12CHLK	.472 [12.00] - .669 [17.00]	die cast zinc	chrome plated
6-13CHLK	.669 [17.00] - .866 [22.00]	die cast zinc	chrome plated

includes:

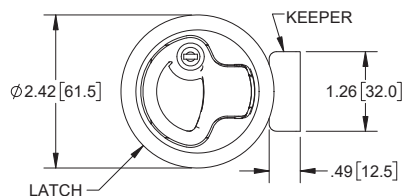
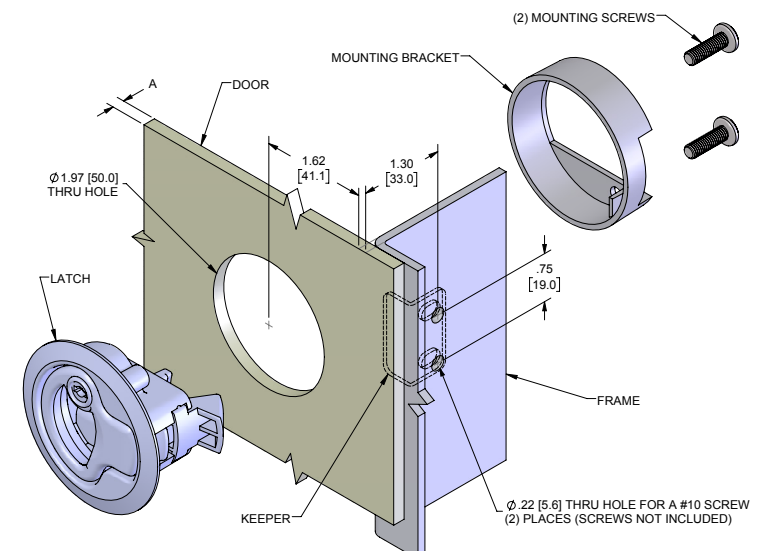
- ▶ (2) ringed keys
- ▶ (2) mounting screws
- ▶ (1) mounting bracket
- ▶ (1) keeper

Die Cast Zinc Non-Locking Latches

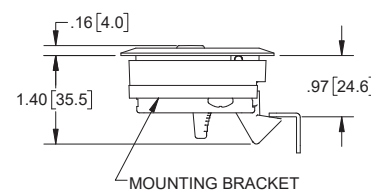
Part Number	Panel Thickness Range A	Material	Finish
6-10CH	.079 [2.00] - .276 [7.00]	die cast zinc	chrome plated
6-11CH	.276 [7.00] - .472 [12.00]	die cast zinc	chrome plated
6-12CH	.472 [12.00] - .669 [17.00]	die cast zinc	chrome plated
6-13CH	.669 [17.00] - .866 [22.00]	die cast zinc	chrome plated

includes:

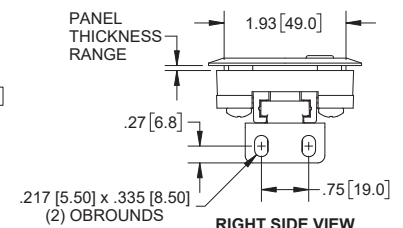
- ▶ (2) mounting screws
- ▶ (1) mounting bracket
- ▶ (1) keeper



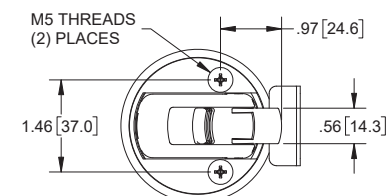
TOP VIEW



FRONT VIEW



RIGHT SIDE VIEW



BOTTOM VIEW